

Signify Classified - Internal  
Cooper Lighting Solutions Photometric Lab  
1121 Highway 74 South  
Peachtree City, GA 30269



Scaled data based on original data using  
LM-79-08 Approved Method: Electrical and Photometric Measurements of Solid-  
State Lighting Products

Test Report Prepared for  
Cooper Lighting Solutions  
(formerly Eaton)

Brand: INVUE

Report Number: P870856

Luminaire Tested: **EMM2-HTN-SA2C-840-U-T4W**

Issue Date: 09/05/2024



**Test Information**

Test Method: LM-79-08  
Report Number: P870856  
Test Lab: INNOVATION CENTER(G3)  
Issue Date: 09/05/2024  
Manufacturer: COOPER LIGHTING SOLUTIONS (FORMERLY EATON)  
Product Line: INVUE  
Catalog Number: EMM2-HTN-SA2C-840-U-T4W  
Description: EPIC MODERN TALL HOUSING DISCRETE LED ARRAYS 120W 80CRI 4000K  
FIXTURE w/ TYPE IV WIDE DISTRIBUTION OPTIC  
Light Source: (20) 4000K CCT, 80 CRI LEDS  
Ballast/Driver: ELECTRONIC DRIVER

**Summary**

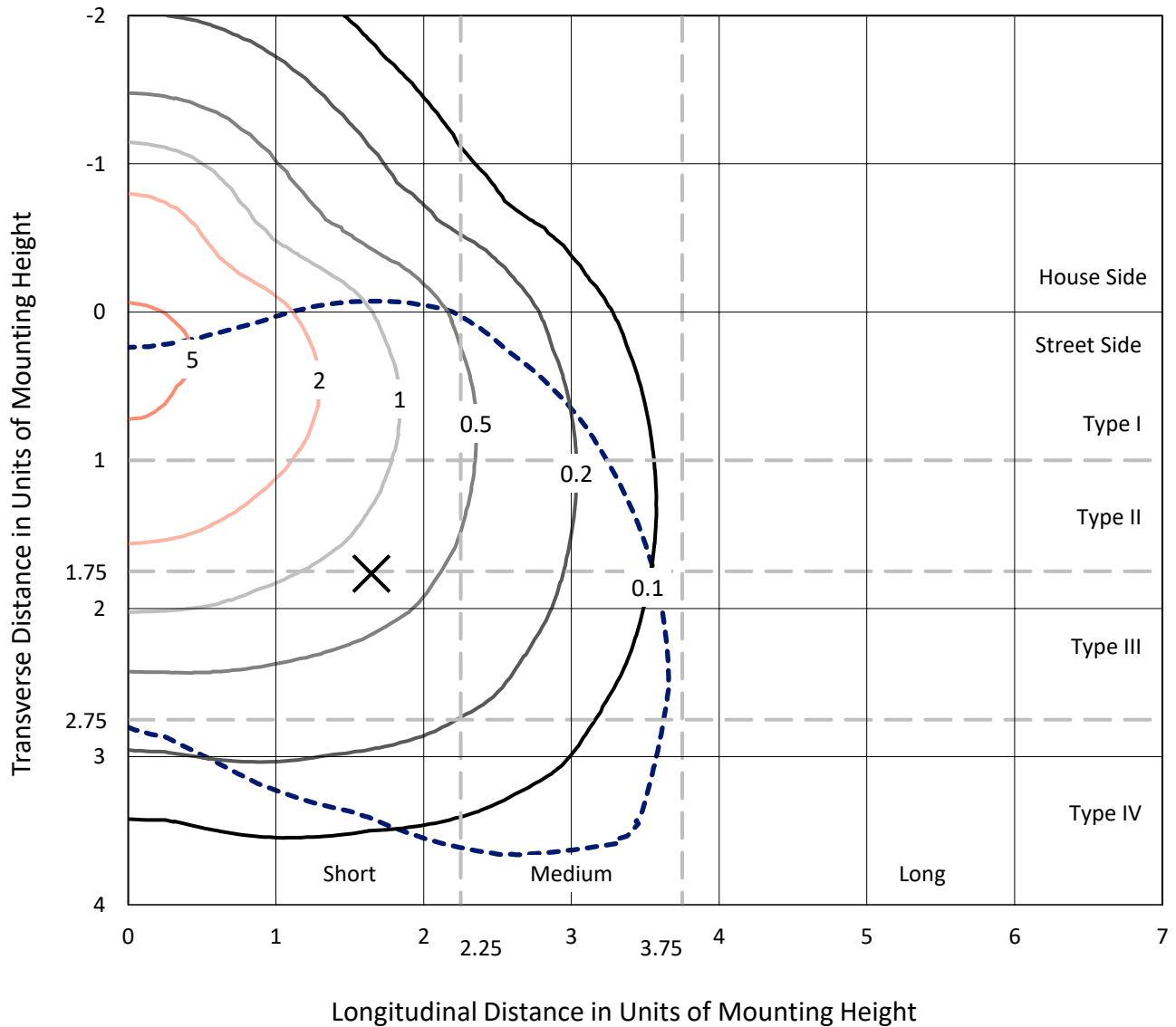
Lumens per Lamp: N/A  
Luminaire Lumens: 12867.7 lumens  
Efficiency: N/A  
Efficacy: 127.4 lumens/watt  
Luminous Opening: Rectangular (W 0.67' x L: 0.33' x H: 0')  
IES Classification: Type IV - Short  
BUG Rating: B2 - U0 - G2

Input Watts (W): 101  
Input Voltage (V): 120  
Input Current (A<sub>in</sub>): NR  
Voltage Rise (V): NR  
Power Factor: 0.99  
Total Harmonic Distortion (THDi): 9.45%  
Frequency (hertz): 60  
Stabilization Time: NR  
Operation Time: NR  
Ambient Temperature (°C): NR  
Test Distance: 24 FT

REPORT NUMBER: P870856  
 CATALOG NUMBER: EMM2-HTN-SA2C-840-U-T4W

### Iso-Footcandle Lines of Horizontal Illumination

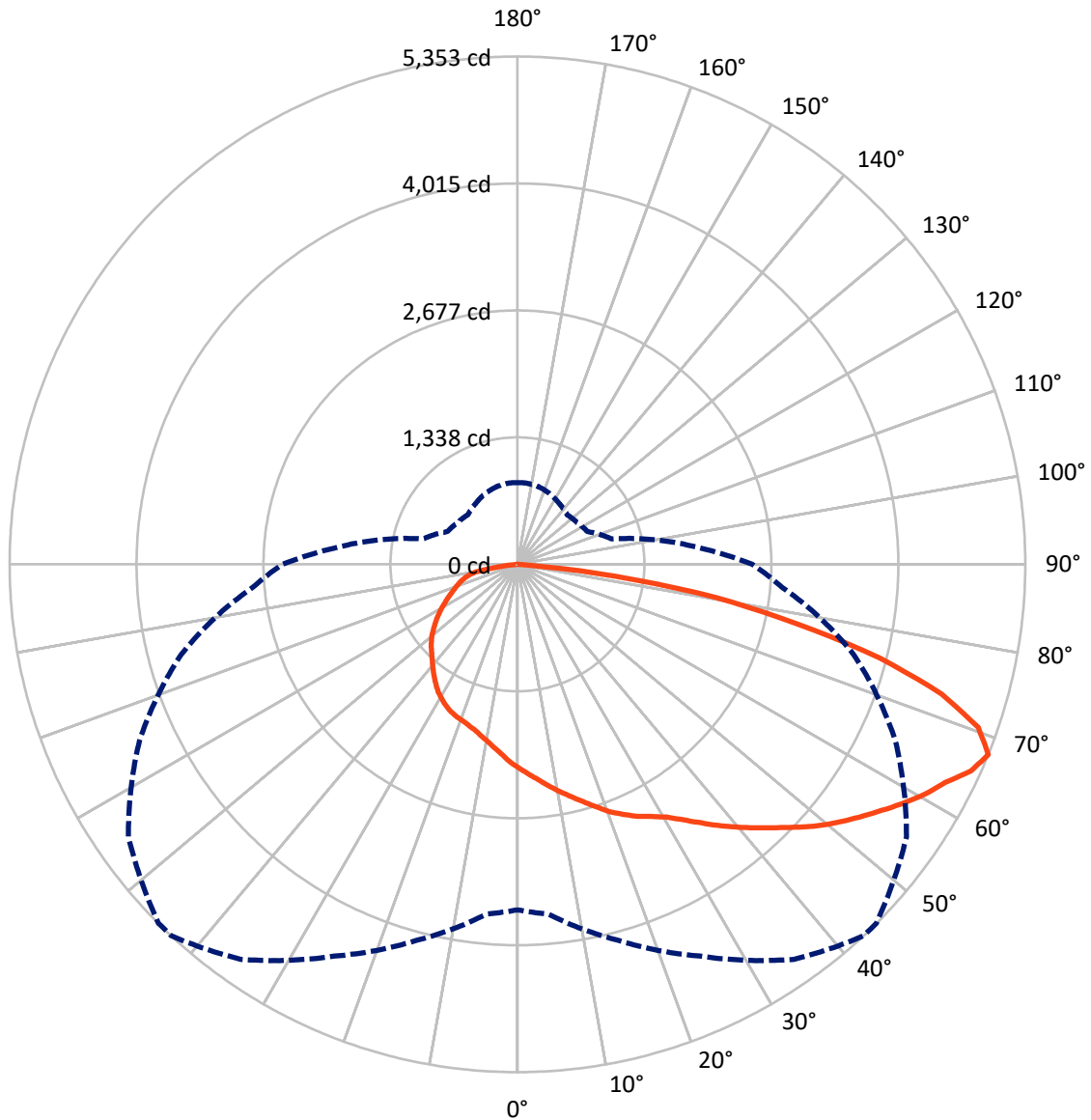
× Max cd  
 - - - 1/2 Max cd



Based on 20 foot mounting height. Maximum calculated value = 6.2 fc  
 Type IV - Short - N/A

REPORT NUMBER: P870856  
CATALOG NUMBER: EMM2-HTN-SA2C-840-U-T4W

### Luminous Intensity Polar Plot



— Vertical Plane Through 43-Deg Lateral    - - - Horizontal Cone Through 67.5-Deg Vertical

REPORT NUMBER: P870856  
 CATALOG NUMBER: EMM2-HTN-SA2C-840-U-T4W

**FLUX DISTRIBUTION:**

		Downward	Upward	Total
<b>House Side</b>	Lumens	3461.5	0.0	3461.5
	% Fixture	26.9	0.0	26.9
<b>Street Side</b>	Lumens	9406.3	0.0	9406.3
	% Fixture	73.1	0.0	73.1
<b>Total</b>	Lumens	12867.7	0.0	12867.7
	% Fixture	100.0	0.0	100.0

**ZONAL LUMENS:**

Zone	Lumens	% Fixture
0°-10°	205.6	1.6
10°-20°	627.8	4.9
20°-30°	1071.1	8.3
30°-40°	1562.1	12.1
40°-50°	2098.6	16.3
50°-60°	2569.0	20.0
60°-70°	2703.7	21.0
70°-80°	1765.1	13.7
80°-90°	264.8	2.1
90°-100°	0.0	0.0
100°-110°	0.0	0.0
110°-120°	0.0	0.0
120°-130°	0.0	0.0
130°-140°	0.0	0.0
140°-150°	0.0	0.0
150°-160°	0.0	0.0
160°-170°	0.0	0.0
170°-180°	0.0	0.0
0°-90°	12867.7	100.0
0°-180°	12867.7	100.0

**Coefficient of Utilization**



REPORT NUMBER: P870856

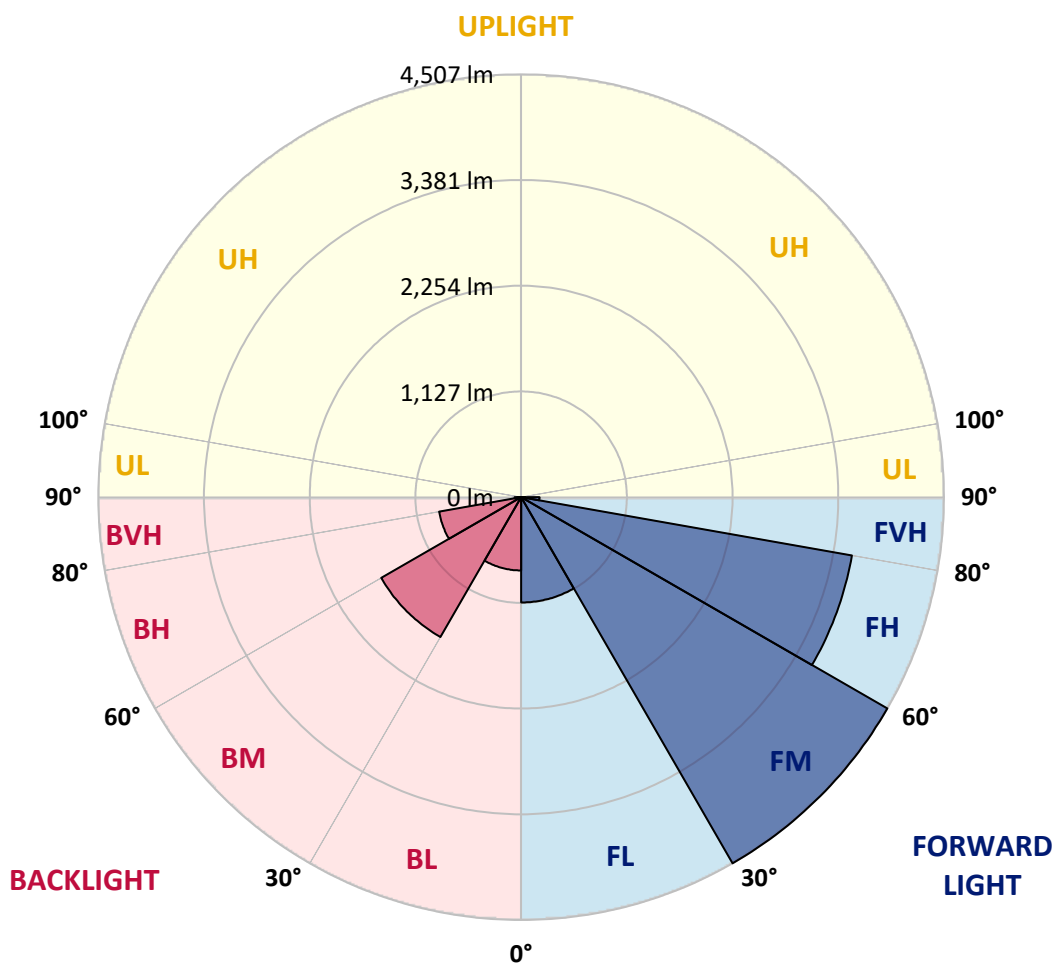
CATALOG NUMBER: EMM2-HTN-SA2C-840-U-T4W

**LUMINAIRE CLASSIFICATION SYSTEM LUMEN TABLE AND BUG RATING:**

Zone		Lumens	% Fixture	Zone Rating/Lumen Limit		
				B	U	G
FL	(0°-30°)	1123.0	8.7			
FM	(30°-60°)	4507.5	35.0			
FH	(60°-80°)	3580.5	27.8			G2/5000
FVH	(80°-90°)	195.4	1.5			G2/225
BL	(0°-30°)	781.5	6.1	B2/1000		
BM	(30°-60°)	1722.3	13.4	B2/2500		
BH	(60°-80°)	888.3	6.9	B2/1000		G2/1000
BVH	(80°-90°)	69.4	0.5			G1/100
UL	(90°-100°)	0.0	0.0		U0/0	
UH	(100°-180°)	0.0	0.0		U0/0	

**BUG Rating: B2-U0-G2**

Type IV Short





REPORT NUMBER: P870856

CATALOG NUMBER: EMM2-HTN-SA2C-840-U-T4W

**CANDELA DISTRIBUTION (FULL):**

	0°	5°	15°	25°	35°	43°	45°	55°	65°	75°	85°
0°	2148.0	2148.0	2148.0	2148.0	2148.0	2148.0	2148.0	2148.0	2148.0	2148.0	2148.0
2.5°	2246.9	2244.3	2236.5	2231.3	2215.7	2213.1	2213.1	2197.5	2179.3	2168.8	2158.4
5°	2348.5	2335.5	2330.3	2319.9	2293.8	2278.2	2283.4	2254.8	2218.3	2192.3	2163.6
7.5°	2439.6	2434.4	2416.2	2403.2	2371.9	2356.3	2351.1	2306.8	2260.0	2220.9	2174.0
10°	2549.0	2536.0	2525.5	2499.5	2457.8	2434.4	2426.6	2369.3	2309.4	2257.4	2194.9
12.5°	2647.9	2632.3	2619.3	2593.2	2551.6	2512.5	2502.1	2437.0	2361.5	2291.2	2213.1
15°	2723.4	2726.0	2713.0	2689.6	2642.7	2595.8	2588.0	2502.1	2411.0	2325.1	2231.3
17.5°	2793.7	2804.1	2796.3	2780.7	2733.8	2687.0	2679.2	2582.8	2473.5	2364.1	2252.2
20°	2861.4	2861.4	2858.8	2848.4	2814.5	2783.3	2767.7	2671.3	2533.3	2405.8	2280.8
22.5°	2900.5	2910.9	2910.9	2910.9	2890.0	2864.0	2858.8	2765.1	2614.1	2457.8	2306.8
25°	2960.3	2973.4	2973.4	2968.2	2949.9	2942.1	2934.3	2845.8	2692.2	2517.7	2335.5
27.5°	3087.9	3085.3	3064.5	3038.5	3012.4	3009.8	2999.4	2936.9	2783.3	2582.8	2374.5
30°	3265.0	3270.2	3244.1	3163.4	3103.5	3090.5	3093.1	3038.5	2890.0	2658.3	2418.8
32.5°	3535.8	3535.8	3434.2	3330.1	3244.1	3210.3	3202.5	3155.6	2999.4	2741.6	2468.3
35°	3738.8	3731.0	3673.7	3551.4	3444.6	3348.3	3335.3	3272.8	3121.8	2835.4	2522.9
37.5°	3892.5	3908.1	3863.8	3770.1	3665.9	3499.3	3473.3	3384.7	3233.7	2926.5	2577.6
40°	4189.3	4150.2	4043.5	3957.5	3832.6	3647.7	3624.3	3514.9	3348.3	3028.0	2645.3
42.5°	4405.4	4350.7	4228.3	4113.8	3957.5	3796.1	3775.3	3655.5	3481.1	3142.6	2715.6
45°	4715.2	4592.8	4423.6	4322.1	4100.7	3957.5	3931.5	3801.3	3619.1	3265.0	2804.1
47.5°	5014.6	4801.1	4621.5	4574.6	4257.0	4132.0	4111.2	3960.1	3767.5	3397.8	2890.0
50°	4975.6	4835.0	4775.1	4730.8	4392.4	4296.0	4275.2	4121.6	3918.5	3538.4	2976.0
52.5°	4876.6	4889.7	4892.3	4785.5	4519.9	4449.6	4428.8	4296.0	4074.7	3660.7	3059.3
55°	4980.8	4996.4	4993.8	4832.4	4668.3	4603.2	4590.2	4473.1	4225.7	3775.3	3119.2
57.5°	5139.6	5087.5	5079.7	4949.5	4827.2	4767.3	4751.7	4650.1	4353.3	3858.6	3166.0
60°	5168.2	5064.1	5097.9	4975.6	4946.9	4928.7	4923.5	4803.7	4473.1	3926.3	3184.3
62.5°	4848.0	4829.8	4962.6	4913.1	5009.4	5061.5	5064.1	4913.1	4538.2	3952.3	3166.0
65°	4301.2	4374.1	4660.5	4803.7	5103.2	5251.6	5246.4	4978.2	4530.3	3876.8	3054.1
67.5°	3642.5	3699.8	4103.3	4556.4	5082.3	5353.1	5350.5	5006.8	4395.0	3668.5	2801.5
70°	2762.5	2942.1	3514.9	4111.2	4801.1	5152.6	5196.9	4845.4	4085.1	3288.4	2418.8
72.5°	2101.1	2129.8	2822.4	3447.2	4298.6	4676.2	4668.3	4329.9	3567.0	2770.3	2015.2
75°	1491.9	1554.4	2124.6	2671.3	3522.7	3941.9	3923.7	3551.4	2845.8	2155.8	1541.4
77.5°	1111.8	1135.2	1554.4	1981.4	2634.9	3012.4	3004.6	2624.5	2093.3	1583.0	1148.2
80°	812.3	851.4	1119.6	1382.5	1786.1	2111.6	2101.1	1741.8	1343.5	1106.6	838.4
82.5°	455.6	484.3	650.9	835.8	942.5	1044.1	999.8	835.8	611.9	476.5	411.4
85°	13.0	15.6	23.4	28.6	49.5	83.3	91.1	80.7	96.3	59.9	65.1
87.5°	5.2	5.2	5.2	5.2	5.2	7.8	7.8	7.8	7.8	7.8	7.8
90°	0.0	0.0	0.0	0.0	0.0	0.0	0.0	0.0	0.0	0.0	0.0



REPORT NUMBER: P870856

CATALOG NUMBER: EMM2-HTN-SA2C-840-U-T4W

**CANDELA DISTRIBUTION (continued):**

	90°	95°	105°	115°	125°	135°	145°	155°	165°	175°	180°
0°	2148.0	2148.0	2148.0	2148.0	2148.0	2148.0	2148.0	2148.0	2148.0	2148.0	2148.0
2.5°	2153.2	2142.8	2122.0	2109.0	2101.1	2090.7	2075.1	2064.7	2056.9	2067.3	2064.7
5°	2150.6	2129.8	2093.3	2067.3	2041.3	2020.4	1997.0	1978.8	1968.4	1973.6	1971.0
7.5°	2150.6	2124.6	2067.3	2025.6	1986.6	1955.3	1929.3	1905.9	1895.5	1898.1	1895.5
10°	2161.0	2124.6	2049.1	1989.2	1937.1	1900.7	1872.0	1851.2	1843.4	1851.2	1853.8
12.5°	2171.4	2124.6	2033.4	1957.9	1890.2	1851.2	1825.2	1812.1	1817.3	1820.0	1822.6
15°	2176.6	2122.0	2017.8	1921.5	1846.0	1804.3	1788.7	1786.1	1799.1	1812.1	1814.7
17.5°	2189.7	2119.4	1994.4	1885.0	1806.9	1773.1	1765.3	1775.7	1801.7	1820.0	1825.2
20°	2205.3	2124.6	1968.4	1840.8	1767.9	1741.8	1754.9	1778.3	1809.5	1835.6	1840.8
22.5°	2220.9	2127.2	1944.9	1801.7	1726.2	1721.0	1749.7	1783.5	1820.0	1846.0	1851.2
25°	2239.1	2127.2	1913.7	1752.3	1684.6	1692.4	1736.6	1780.9	1814.7	1848.6	1853.8
27.5°	2257.4	2132.4	1879.8	1697.6	1632.5	1655.9	1710.6	1765.3	1801.7	1835.6	1843.4
30°	2288.6	2142.8	1851.2	1650.7	1580.4	1611.7	1676.7	1739.2	1778.3	1814.7	1822.6
32.5°	2319.9	2158.4	1827.8	1601.2	1528.3	1564.8	1637.7	1708.0	1749.7	1783.5	1788.7
35°	2361.5	2179.3	1809.5	1551.8	1476.3	1504.9	1583.0	1661.1	1708.0	1734.0	1747.0
37.5°	2405.8	2207.9	1793.9	1507.5	1419.0	1445.0	1528.3	1611.7	1661.1	1687.2	1692.4
40°	2460.4	2246.9	1783.5	1465.9	1364.3	1385.1	1468.5	1559.6	1606.5	1624.7	1635.1
42.5°	2520.3	2288.6	1775.7	1424.2	1304.4	1325.3	1413.8	1502.3	1549.2	1564.8	1572.6
45°	2595.8	2343.3	1770.5	1379.9	1255.0	1273.2	1361.7	1450.2	1489.3	1510.1	1517.9
47.5°	2666.1	2398.0	1754.9	1327.9	1200.3	1226.3	1307.0	1385.1	1429.4	1442.4	1450.2
50°	2736.4	2444.8	1723.6	1270.6	1150.8	1174.2	1247.1	1304.4	1338.3	1353.9	1359.1
52.5°	2804.1	2478.7	1674.1	1210.7	1098.7	1114.4	1174.2	1228.9	1252.4	1257.6	1273.2
55°	2848.4	2496.9	1603.8	1140.4	1046.7	1051.9	1096.1	1145.6	1158.6	1161.2	1161.2
57.5°	2879.6	2486.5	1520.5	1070.1	994.6	994.6	1020.6	1059.7	1064.9	1067.5	1072.7
60°	2884.8	2450.0	1413.8	1005.0	937.3	929.5	955.5	979.0	981.6	986.8	992.0
62.5°	2845.8	2369.3	1299.2	942.5	882.6	864.4	887.8	911.3	924.3	932.1	937.3
65°	2726.0	2205.3	1169.0	880.0	830.6	799.3	828.0	867.0	893.1	895.7	895.7
67.5°	2476.1	1939.7	1031.0	814.9	768.1	739.4	775.9	817.5	848.8	861.8	859.2
70°	2098.5	1645.5	903.5	747.2	705.6	687.4	726.4	773.3	799.3	809.7	814.9
72.5°	1689.8	1317.4	791.5	679.6	650.9	640.5	679.6	726.4	762.9	778.5	781.1
75°	1314.8	1036.3	697.8	609.3	585.8	588.4	630.1	676.9	716.0	723.8	700.4
77.5°	1020.6	825.4	609.3	525.9	512.9	531.1	572.8	622.3	645.7	653.5	637.9
80°	736.8	632.7	492.1	414.0	414.0	442.6	479.1	536.4	544.2	533.7	539.0
82.5°	348.9	307.2	242.1	200.5	187.5	208.3	221.3	239.5	260.4	265.6	252.6
85°	46.9	31.2	23.4	26.0	23.4	15.6	10.4	10.4	10.4	7.8	7.8
87.5°	7.8	7.8	5.2	5.2	5.2	5.2	5.2	5.2	2.6	2.6	2.6
90°	0.0	0.0	0.0	0.0	0.0	0.0	0.0	0.0	0.0	0.0	0.0



Cooper Lighting Solutions Photometric Lab  
1121 Highway 74 South  
Peachtree City, GA 30269



LM-79-2019: Approved Method: Electrical and Photometric Measurements of Solid-State Lighting Products

Report Prepared for

Cooper Lighting Solutions

Streetworks

Report Number: SP1-2407-157-8

Test Date: 09/05/2024

Luminaire Tested: MEM2-HTN-SA-40-840-U-5WQ

Data in this report applies to families of products including MEM2-HTN-SA-40-840-U-5WQ

**Test Information**

Test Method: LM-79-2019  
 Report Number: SP1-2407-157-8  
 Test Lab: COOPER LIGHTING SOLUTIONS  
 Photometer: SP1 - 76IN SPHERE  
 Measurement Geometry: 4π  
 Issue Date: 09/05/2024  
 Manufacturer: COOPER LIGHTING SOLUTIONS  
 Product Line: Streetworks  
 Catalog Number: **MEM2-HTN-SA-40-840-U-5WQ**  
 Description: Epic Modern Light Square 40W 5WQ Optic

**Spectral Parameters**

CCT (K): 3996  
 CIE u': 0.2245  
 CIE v': 0.5031  
 Duv: 0.0012  
 CIE x: 0.3815  
 CIE y: 0.3799  
 CIE z: 0.2386  
 Peak Wavelength (nm): 449  
 Dominant Wavelength (nm): 578  
 Purity: 28.49233  
 Rf: 82.6  
 Rg: 95.1

CRI (Ra):	80.6		
R1:	78.1	R9:	-5.8
R2:	87.1	R10:	70.3
R3:	94.5	R11:	78.7
R4:	79.7	R12:	60.5
R5:	78.7	R13:	80.2
R6:	82.7	R14:	97.2
R7:	84.3	R15:	70.6
R8:	59.5		



**Test Conditions**

Stabilization Time: 29M  
 Operation Time: 1H 29M  
 Sphere Temperature (°C): 24.3

REPORT NUMBER: SP1-2407-157-8

Measurement and Test Equipment			
Instrument	Identification Number	Calibration Date	Calibration Due Date
Photometer	IN0058	6/18/2024	12/18/2024
Power Meter	INXT2011004	2/8/2024	2/8/2025
AC Power Source	IN0063	10/24/2023	10/24/2024
DC Power Source	IN0208	10/24/2023	10/24/2024
Sphere Thermometer	IN0085	10/24/2023	10/24/2024
Room Thermometer	IN0046	10/24/2023	10/24/2024

REPORT NUMBER: SP1-2407-157-8

**CIE 1931 Chromaticity Diagram**



**CIE 1931 Chromaticity Diagram with 2017 ANSI 7-Step and 4-Step Quadrangles**



Point lies inside the ANSI 4000K 4-step quadrangle

REPORT NUMBER: SP1-2407-157-8

**Photopic Flux vs. Wavelength**

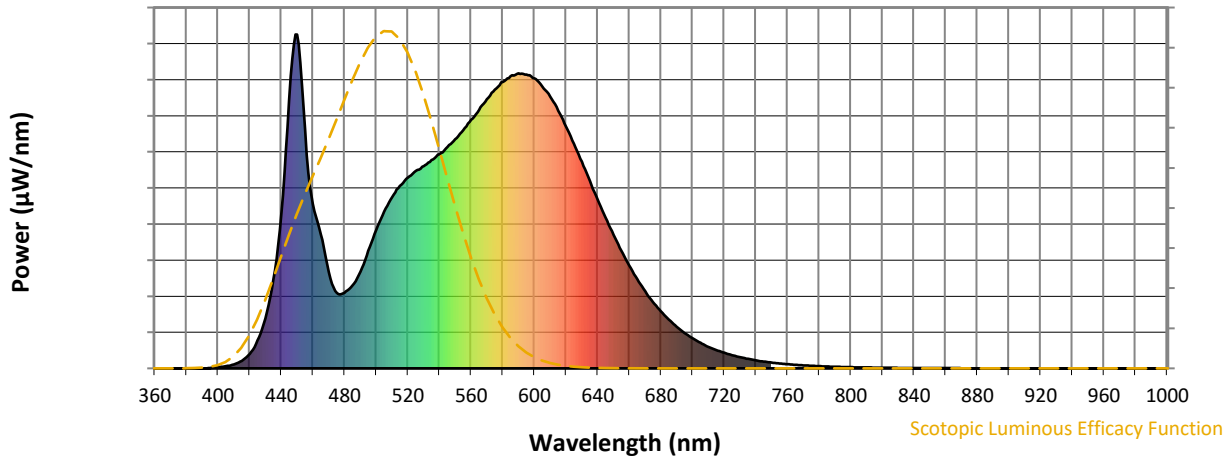


**Photopic Lumens: NR**

$\lambda$ (nm)	Power W <sup>^</sup> /nm	Lumens ( $\phi$ /nm)	$\lambda$ (nm)	Power W <sup>^</sup> /nm	Lumens ( $\phi$ /nm)	$\lambda$ (nm)	Power W <sup>^</sup> /nm	Lumens ( $\phi$ /nm)	$\lambda$ (nm)	Power W <sup>^</sup> /nm	Lumens ( $\phi$ /nm)	$\lambda$ (nm)	Power W <sup>^</sup> /nm	Lumens ( $\phi$ /nm)
360	0	NR	490	289	NR	620	725	NR	750	17	NR	880	0	NR
365	0	NR	495	351	NR	625	673	NR	755	15	NR	885	0	NR
370	0	NR	500	414	NR	630	619	NR	760	13	NR	890	0	NR
375	0	NR	505	470	NR	635	562	NR	765	11	NR	895	0	NR
380	0	NR	510	513	NR	640	506	NR	770	9	NR	900	0	NR
385	0	NR	515	546	NR	645	452	NR	775	8	NR	905	0	NR
390	0	NR	520	571	NR	650	400	NR	780	7	NR	910	0	NR
395	1	NR	525	592	NR	655	352	NR	785	6	NR	915	0	NR
400	3	NR	530	606	NR	660	307	NR	790	5	NR	920	0	NR
405	6	NR	535	624	NR	665	267	NR	795	4	NR	925	0	NR
410	12	NR	540	642	NR	670	231	NR	800	4	NR	930	0	NR
415	22	NR	545	663	NR	675	199	NR	805	3	NR	935	0	NR
420	44	NR	550	686	NR	680	171	NR	810	3	NR	940	0	NR
425	83	NR	555	713	NR	685	146	NR	815	2	NR	945	0	NR
430	150	NR	560	745	NR	690	125	NR	820	2	NR	950	0	NR
435	267	NR	565	774	NR	695	106	NR	825	2	NR	955	0	NR
440	466	NR	570	806	NR	700	90	NR	830	1	NR	960	0	NR
445	804	NR	575	835	NR	705	76	NR	835	1	NR	965	0	NR
450	1000	NR	580	858	NR	710	65	NR	840	1	NR	970	0	NR
455	715	NR	585	875	NR	715	55	NR	845	1	NR	975	0	NR
460	492	NR	590	884	NR	720	47	NR	850	1	NR	980	0	NR
465	402	NR	595	880	NR	725	40	NR	855	1	NR	985	0	NR
470	288	NR	600	868	NR	730	34	NR	860	1	NR	990	0	NR
475	226	NR	605	844	NR	735	28	NR	865	1	NR	995	0	NR
480	227	NR	610	814	NR	740	24	NR	870	0	NR	1000	0	NR
485	248	NR	615	771	NR	745	20	NR	875	0	NR			

REPORT NUMBER: SP1-2407-157-8

**Scotopic Flux vs. Wavelength**



**Scotopic Lumens: NR**

**S/P: 1.66**

λ (nm)	Power W <sup>^</sup> /nm	Lumens (φ/nm)	λ (nm)	Power W <sup>^</sup> /nm	Lumens (φ/nm)	λ (nm)	Power W <sup>^</sup> /nm	Lumens (φ/nm)	λ (nm)	Power W <sup>^</sup> /nm	Lumens (φ/nm)	λ (nm)	Power W <sup>^</sup> /nm	Lumens (φ/nm)
360	0	NR	490	289	NR	620	725	NR	750	17	NR	880	0	NR
365	0	NR	495	351	NR	625	673	NR	755	15	NR	885	0	NR
370	0	NR	500	414	NR	630	619	NR	760	13	NR	890	0	NR
375	0	NR	505	470	NR	635	562	NR	765	11	NR	895	0	NR
380	0	NR	510	513	NR	640	506	NR	770	9	NR	900	0	NR
385	0	NR	515	546	NR	645	452	NR	775	8	NR	905	0	NR
390	0	NR	520	571	NR	650	400	NR	780	7	NR	910	0	NR
395	1	NR	525	592	NR	655	352	NR	785	6	NR	915	0	NR
400	3	NR	530	606	NR	660	307	NR	790	5	NR	920	0	NR
405	6	NR	535	624	NR	665	267	NR	795	4	NR	925	0	NR
410	12	NR	540	642	NR	670	231	NR	800	4	NR	930	0	NR
415	22	NR	545	663	NR	675	199	NR	805	3	NR	935	0	NR
420	44	NR	550	686	NR	680	171	NR	810	3	NR	940	0	NR
425	83	NR	555	713	NR	685	146	NR	815	2	NR	945	0	NR
430	150	NR	560	745	NR	690	125	NR	820	2	NR	950	0	NR
435	267	NR	565	774	NR	695	106	NR	825	2	NR	955	0	NR
440	466	NR	570	806	NR	700	90	NR	830	1	NR	960	0	NR
445	804	NR	575	835	NR	705	76	NR	835	1	NR	965	0	NR
450	1000	NR	580	858	NR	710	65	NR	840	1	NR	970	0	NR
455	715	NR	585	875	NR	715	55	NR	845	1	NR	975	0	NR
460	492	NR	590	884	NR	720	47	NR	850	1	NR	980	0	NR
465	402	NR	595	880	NR	725	40	NR	855	1	NR	985	0	NR
470	288	NR	600	868	NR	730	34	NR	860	1	NR	990	0	NR
475	226	NR	605	844	NR	735	28	NR	865	1	NR	995	0	NR
480	227	NR	610	814	NR	740	24	NR	870	0	NR	1000	0	NR
485	248	NR	615	771	NR	745	20	NR	875	0	NR			

REPORT NUMBER: SP1-2407-157-8

Melanopic Flux vs. Wavelength



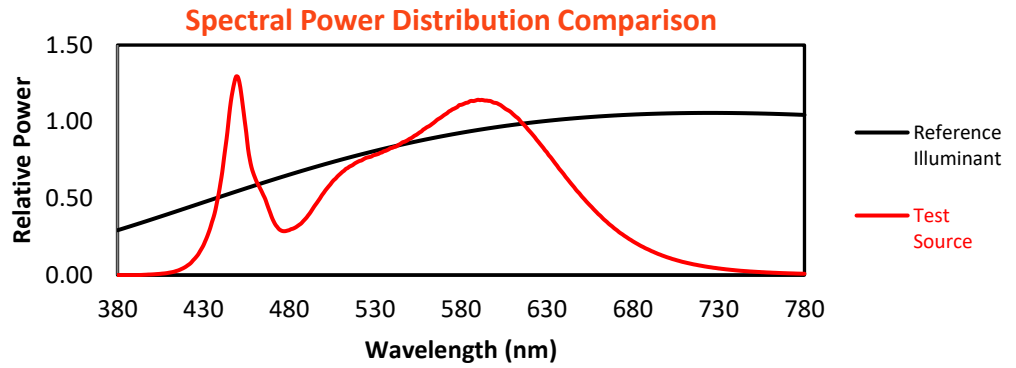
Melanopic Lumens: NR

M/P: 3.37

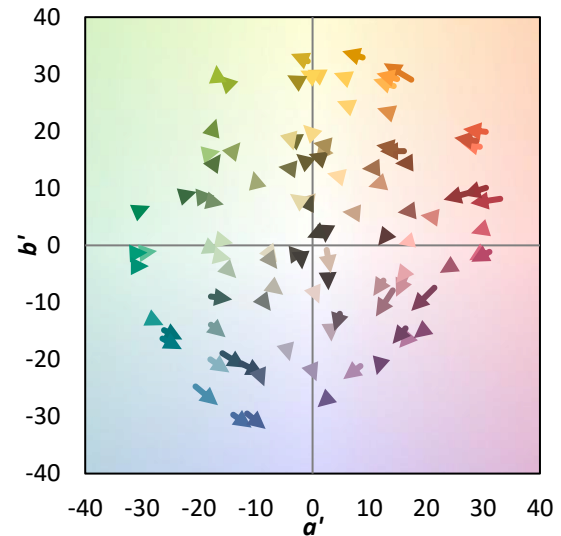
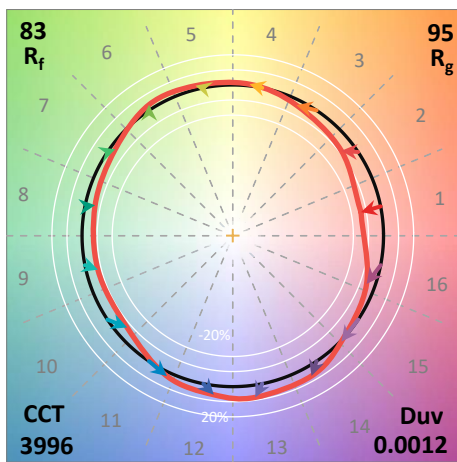
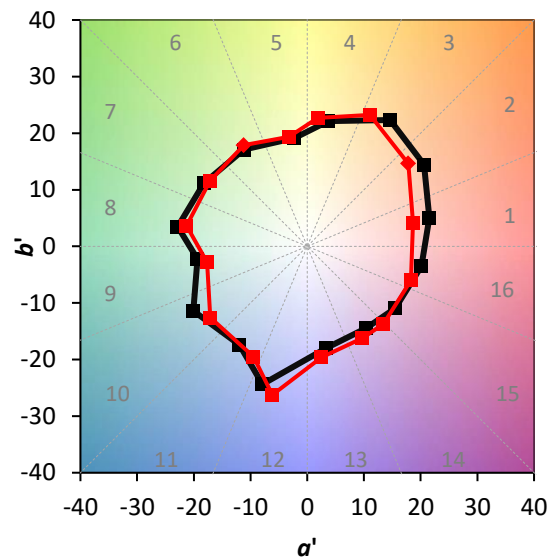
λ (nm)	Power W <sup>^</sup> /nm	Lumens (φ/nm)	λ (nm)	Power W <sup>^</sup> /nm	Lumens (φ/nm)	λ (nm)	Power W <sup>^</sup> /nm	Lumens (φ/nm)	λ (nm)	Power W <sup>^</sup> /nm	Lumens (φ/nm)	λ (nm)	Power W <sup>^</sup> /nm	Lumens (φ/nm)
360	0	NR	490	289	NR	620	725	NR	750	17	NR	880	0	NR
365	0	NR	495	351	NR	625	673	NR	755	15	NR	885	0	NR
370	0	NR	500	414	NR	630	619	NR	760	13	NR	890	0	NR
375	0	NR	505	470	NR	635	562	NR	765	11	NR	895	0	NR
380	0	NR	510	513	NR	640	506	NR	770	9	NR	900	0	NR
385	0	NR	515	546	NR	645	452	NR	775	8	NR	905	0	NR
390	0	NR	520	571	NR	650	400	NR	780	7	NR	910	0	NR
395	1	NR	525	592	NR	655	352	NR	785	6	NR	915	0	NR
400	3	NR	530	606	NR	660	307	NR	790	5	NR	920	0	NR
405	6	NR	535	624	NR	665	267	NR	795	4	NR	925	0	NR
410	12	NR	540	642	NR	670	231	NR	800	4	NR	930	0	NR
415	22	NR	545	663	NR	675	199	NR	805	3	NR	935	0	NR
420	44	NR	550	686	NR	680	171	NR	810	3	NR	940	0	NR
425	83	NR	555	713	NR	685	146	NR	815	2	NR	945	0	NR
430	150	NR	560	745	NR	690	125	NR	820	2	NR	950	0	NR
435	267	NR	565	774	NR	695	106	NR	825	2	NR	955	0	NR
440	466	NR	570	806	NR	700	90	NR	830	1	NR	960	0	NR
445	804	NR	575	835	NR	705	76	NR	835	1	NR	965	0	NR
450	1000	NR	580	858	NR	710	65	NR	840	1	NR	970	0	NR
455	715	NR	585	875	NR	715	55	NR	845	1	NR	975	0	NR
460	492	NR	590	884	NR	720	47	NR	850	1	NR	980	0	NR
465	402	NR	595	880	NR	725	40	NR	855	1	NR	985	0	NR
470	288	NR	600	868	NR	730	34	NR	860	1	NR	990	0	NR
475	226	NR	605	844	NR	735	28	NR	865	1	NR	995	0	NR
480	227	NR	610	814	NR	740	24	NR	870	0	NR	1000	0	NR
485	248	NR	615	771	NR	745	20	NR	875	0	NR			

**Summary**

$R_f = 82.6$   
 $R_g = 95.1$   
 CIE  $R_a = 80.6$   
 $R_9 = -5.8$



**Color Vector Graphics**





Individual Sample Fidelity Index ( $R_{f,i}$ )

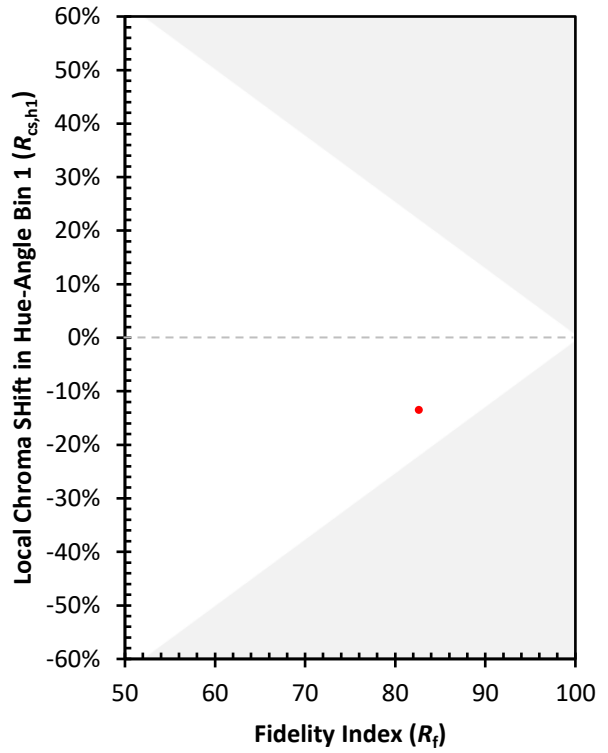
CES01 = 85	CES26 = 79	CES51 = 94	CES76 = 72
CES02 = 61	CES27 = 93	CES52 = 94	CES77 = 82
CES03 = 31	CES28 = 90	CES53 = 88	CES78 = 71
CES04 = 69	CES29 = 83	CES54 = 89	CES79 = 91
CES05 = 48	CES30 = 95	CES55 = 88	CES80 = 88
CES06 = 50	CES31 = 86	CES56 = 84	CES81 = 80
CES07 = 40	CES32 = 78	CES57 = 84	CES82 = 95
CES08 = 39	CES33 = 90	CES58 = 84	CES83 = 95
CES09 = 29	CES34 = 85	CES59 = 90	CES84 = 90
CES10 = 74	CES35 = 92	CES60 = 91	CES85 = 78
CES11 = 57	CES36 = 85	CES61 = 87	CES86 = 73
CES12 = 63	CES37 = 91	CES62 = 87	CES87 = 83
CES13 = 42	CES38 = 95	CES63 = 84	CES88 = 86
CES14 = 74	CES39 = 98	CES64 = 78	CES89 = 76
CES15 = 71	CES40 = 94	CES65 = 75	CES90 = 87
CES16 = 46	CES41 = 98	CES66 = 75	CES91 = 72
CES17 = 49	CES42 = 92	CES67 = 73	CES92 = 62
CES18 = 56	CES43 = 88	CES68 = 77	CES93 = 78
CES19 = 71	CES44 = 99	CES69 = 82	CES94 = 60
CES20 = 65	CES45 = 93	CES70 = 72	CES95 = 70
CES21 = 86	CES46 = 90	CES71 = 67	CES96 = 82
CES22 = 78	CES47 = 95	CES72 = 89	CES97 = 90
CES23 = 91	CES48 = 84	CES73 = 65	CES98 = 84
CES24 = 90	CES49 = 89	CES74 = 93	CES99 = 73
CES25 = 71	CES50 = 94	CES75 = 69	



Color Rendition by Hue-Angle Bin



Measure Comparisons



(END OF REPORT)